






The Project Planning Process for Primary School Young People

By this step, Young people would have completed a series of activities either at Key Stage 1 or 2 levels introducing them to social action around the focus area. Before planning for the social action project, we recommend referring again to section 2.1 to re-assess the quality of the teaching in relation to social action planning.

The skills developed through the progression of activities will help the child understand how to approach social action planning. Children would naturally want to engage with the social action enterprise, so to plan for this effect, we have provided guidance below to help practitioners guide young people through the process of managing their projects step by step. The process steps on the next pages should support the teachers in facilitating the planning and monitoring of the progress of projects. If Young people need additional resources to reinforce some of the skills, please refer to the skills guides. The skills guide has additional resources which can be shared with Young people at the start or end of a lesson.

Key Stage 2

	Young people understand what social action means and are inspired to take part in a social action project.
	Look at existing practice, investigate deeper into the cause.
	Plan the project.
	Carry out the project based on your plan.
	Reflect on the overall project and how it can be improved further. After reflecting, young people may develop their project further based on what they have learnt or may wish to pursue another project.