




## Teaching Youth Social Action

The resources below support teaching skills needed so young people can carry out their social action projects. It should:

- Introduce young people to the subject of Inclusion and Diversity.
- Go through the understanding of social action by analysing an approach already taken.
- Inspire young people to act within a school, community, or city.

The teacher (any adult supporting the learning) must emphasise the key skills covered at each stage. The skills are transferable and can be applied across various subjects and contexts. Below are examples of possible delivery methods. The resources are adaptable and can be taught according to your curriculum model.

<b>Lesson 1: What diversity is found in us?</b>	
<p><b>Learning Objective</b></p> <p>To understand that diversity can be seen and expressed through a person.</p>	<p><b>Skills Objective</b></p> <p> I can take part in a discussion, debates and presentations</p> <p> I can work with others.</p>
<p><b>Skills:</b> Young people are learning to observe diversity through our human physical features and also through mediums of expression (e.g. art, music, etc.). They develop a sense of what diversity is and why it is good.</p>	

<b>Lesson 2: What diversity can we see outside</b>	
<p><b>Learning Objective</b></p> <ul style="list-style-type: none"> <li>• To understand that diversity is present outside of the natural world.</li> </ul>	<p><b>Skills Objectives</b></p> <p> When solving problems, I can identify the questions to resolve the issue.</p>
<p><b>Outcome:</b> Young people are learning how to see diversity in the natural world by looking at the shapes, colours, sizes and textures of vegetables of the same variety, but also through animals and their habitats.</p>	

### Lesson 3: How can we celebrate diversity?

#### Learning Objective

To create creative work celebrating diversity.

#### Skills Objectives



I can take part in discussions, debates and presentations



I can present my ideas with great impact and clarity on the diversity of animals and habitats and can also be the starting point for a play.

**Outcome:** Young people can explain what diversity is and identify how this is expressed through different contexts/mediums. The teacher would have chosen a topic of focus for Young people to carry out a creative task celebrating diversity. This may include: Imitating an artistic style to create their self-portrait, creating a display of wonky vegetables to celebrate diversity in the vegetal worldmaking, a presentation on the diversity of animals and habitats can also be the starting point for a play.