




## Teaching Activities

The resources below support the teaching of the skills needed so pupils can carry out their own social action projects. It should:

- Introduce the young person to the subject of **environment and sustainability**.
- Go through the process of understanding what social action is by analysing an approach already taken.
- Inspire young people to act within a school, community, or city.

It is essential that the teacher (any adult supporting the learning) emphasises the key skills that are being covered at each stage. The skills are transferable and can be applied across a range of different subjects and contexts. Below are examples of possible delivery methods. The resources are adaptable and can be taught in line with your curriculum model.

### Over View of KS1 Teaching Activities

Lesson 1: What Things Do I like In Nature?	
<b>Learning Objective</b>  To explain the different elements of nature	<b>Skills Objective</b>   Problem-Solving - I can recognise what i am good at   Problem-Solving - I can start to identify the questions to resolve the issue
Lesson 2: How Does The Wind Help to Grow Plants?	
<b>Learning objective</b>  To be able to explain how each element has a role in nature through a story-acting session.	<b>Skills Objective</b>   Communication - I can plan what needs to be shared

### Lesson 3: How Can I Grow a Garden?

#### Learning Objective

To discuss how to plant a garden.

#### Skills Objectives



Teamwork - I can work with others

### Lesson 4: How Can I Write Instructions to Grow and Look After Plants?

#### Learning Objective

To be able to illustrate how to grow and look after plants.

#### Skills Objective



Teamwork - I can support others in my team