

### Lesson 3: How Can We Make Children Feel Welcome In Our School?

#### Learning Objective

To think and name ways to help children in need.

#### Skills Objectives



Communication - Young people can plan what they need to share.



Teamwork - Young people can work with others.

**Outcome: Young people** are beginning to think about poverty in the real world. They show compassion and can talk about some of the needs of people suffering from poverty. Young people can work together to think about the needs of poor children and identify one or two things the school could provide to make them feel better. Ideally, this work should focus on one value that Young People are learning about. This can be charity, generosity, compassion, or even work on citizenship.



#### National Curriculum: PSHE

Know friendship's characteristics, including mutual respect, generosity, trust, etc. **(my community)**

Time	Teaching Content
40 min.	<p>Prompt the children on the facts they have learnt about poverty in relation to the story during the previous two sessions.</p> <p>Explain that in the world; they are children whose parents may be going through poverty. This makes those children in need of things that they do not have. Let Young People reflect on the kind of things that children in need might be missing. e.g. happiness, a water bottle, some new clothes, etc.</p> <p>Next, get children to work in pairs to think about what things the school could provide for those children to feel better when they come to school every day. Write down their ideas on the board. Then, give them an example of one thing that the school could do to help a particular child feel better when he comes to school. e.g., ensuring he has enough water to drink; food to eat; access to activities; a book to read, etc.</p>

### Lesson 3: How Can We Make Children Feel Welcome In Our School??

Time	Teaching Content
40 min.	<p><b>Independent Work</b></p> <p>Young people should return with their partners and consider other things the school could do. At the end of the session, share with them examples of social action work done in other schools to tackle poverty. Take time to make children reflect on what value helping poor children links to.</p> <p>It may be the right time to decide then or present an age-appropriate social action project with which the Young People could get involved. Please take a look at the slides for examples.</p>

# Lesson 3: How Can We Make Children Feel Welcome In Our School?


1

**Key Stage 1**  
**How can we make children in need feel welcome in our school?**



**Lesson 3**

2

<b>Learning Objective</b>	<b>Skills Objectives</b>
To think and name ways to help children in need.	Teamwork - Young people can work with others
	Communication - Young people can plan what they need to share.
 <b>National Curriculum: PSHE</b> Know friendship's characteristics, including mutual respect, generosity, trust, etc. ( <b>my community</b> )	


3

**Activity 3**


**Enquiry question: How can we make children in need feel welcomed in our school?**

4

Some children may be experiencing poverty at home. They are sometimes not aware that their family may be facing a struggle. These children come to school everyday and they might feel unwell and not sure why they are feeling this way.




In the UK they are about 3.9 million children experiencing the effects of poverty today. These children may not know how it feels to live without to worry about their family situations.




5


Families are all different and one family who may be experiencing poverty may have different difficulties than another family who is also experiencing poverty.



Children who come to school may be affected by this in different ways.




6



A pupil may come to school and not feel well because he is regularly changing homes.

Another pupil may feel hungry and/or not having simple things to come to school such as a water bottle and a backpack.






7

With your partners, discuss what your school could do to help those children.



8

**Social action**

In a school in South Tyneside pupils campaigned to ensure that every pupil at their school received their own water bottle so children could keep hydrated throughout the day, helping them to focus on their learning.

Think about how has this action helped poor children?

9

**How can you get involved to help children in your school today?**

