

Lesson 1: How is our planet's geography diverse?

Lesson Objective

To explain that the world is diverse regarding physical geography

Skills Objectives



Communication - I can present information to others.



Communication - I can prepare for discussions, debates, and presentations

Outcomes Young people will have a raised awareness and understanding of the world's physical diversity. Young peoples' own understanding and curiosity about the world are enhanced. They are able to identify a place they would like to travel to.



National Curriculum



Geography locates the world's countries, using maps to focus on Europe (including the location of Russia) and North and South America, concentrating on their environmental regions, key physical and human characteristics, countries, and major cities.

Time

Teaching Content

20min

Introduce today's golden quote **"And I think to myself, what a wonderful world."** David Attenborough and watch (QR Code 1)





Discuss what young people liked about this video. Focus on the fact that everybody will like different aspects of this and that the video shows the diversity of the creatures and habitats that we have in the world.

Using a range of different resources (including maps, globes and Google maps), compare the many different places around the world. Explore similarities and differences. Can Young peoples name the world's different continents and locate these using a map?

Lesson 1: How is our planet's geography diverse?

Time	Teaching content
20min	<p>Draw Young peoples' attention to the different types of landscapes that can be found in parts of the world and explore the world's seven wonders. In groups, research these different locations and find out which country they are in, which continent they are in, the population of this country, and the climate. These facts can then be shared to compare and contrast different physical locations around the world.</p> <p>Learn the Louis Armstrong version of Wonderful World. (QR Code 2)</p> <p>Use the sentence stems of the song to take pictures or make a version of 'What a Wonderful World' for the students of 'add area' and add specific things from the local area. This can reinforce the concept of children being able to see the beauty and awe around them.</p>

Resources

1		<p>David Attenborough What A Wonderful World performed by David Attenborough - BBC https://www.youtube.com/watch?v=_zP3lYaC_hg</p>
2		<p>Louis Armstrong version of Wonderful World.</p>
3		<p>So Many Colors, So Many Shapes Diversity Song The Singing Walrus</p>
4		<p>Inclusion makes the world more vibrant</p>
5		<p>Paper Images of Art work</p>

Lesson 1: How is our planet's geography diverse?

Inclusion and Diversity




Lesson 1

Objective

- To explain that the world is diverse regarding physical geography

Skills Objectives

- Communication - I can present information to others.
- Communication - I can prepare for discussions, debates, and presentations



National Curriculum

Science Identify, name, draw and label the basic parts of the human body and say which part of the body is associated with each sense. (Year 1)
PSHE Identify similarities and differences between people and their families (Year 1), cultures (Year 2)

What makes our world diverse and inclusive?

"And I think to myself, what a wonderful world."

David Attenborough

Video unavailable
The uploader has not made this video available in your country.

In groups, research these different locations and find out which country they are in, which continent they are in the population of this country, and the climate.

- different types of landscapes
- explore the seven wonders of the world
- Explore similarities and differences.

What a Wonderful World

I see trees of green, and red roses too
I see them bloom for me and you
And I think to myself what a wonderful world

I see skies of blue and clouds of white
The bright blessed day, the dark sacred night
And I think to myself what a wonderful world
The colours of the rainbow are so pretty in the sky
Are also on the faces of people going by
I see friends shaking hands and saying how do you do
They're really saying I love you

I hear babies crying, I watch them grow
They'll learn much more than I'll never know
And I think to myself what a wonderful world
Yes I think to myself what a wonderful world

Homework: pupils create their own seven wonders of the world. This can be represented in a variety of different ways.